

HITACHI ELECTROMAGNETIC SWITCH

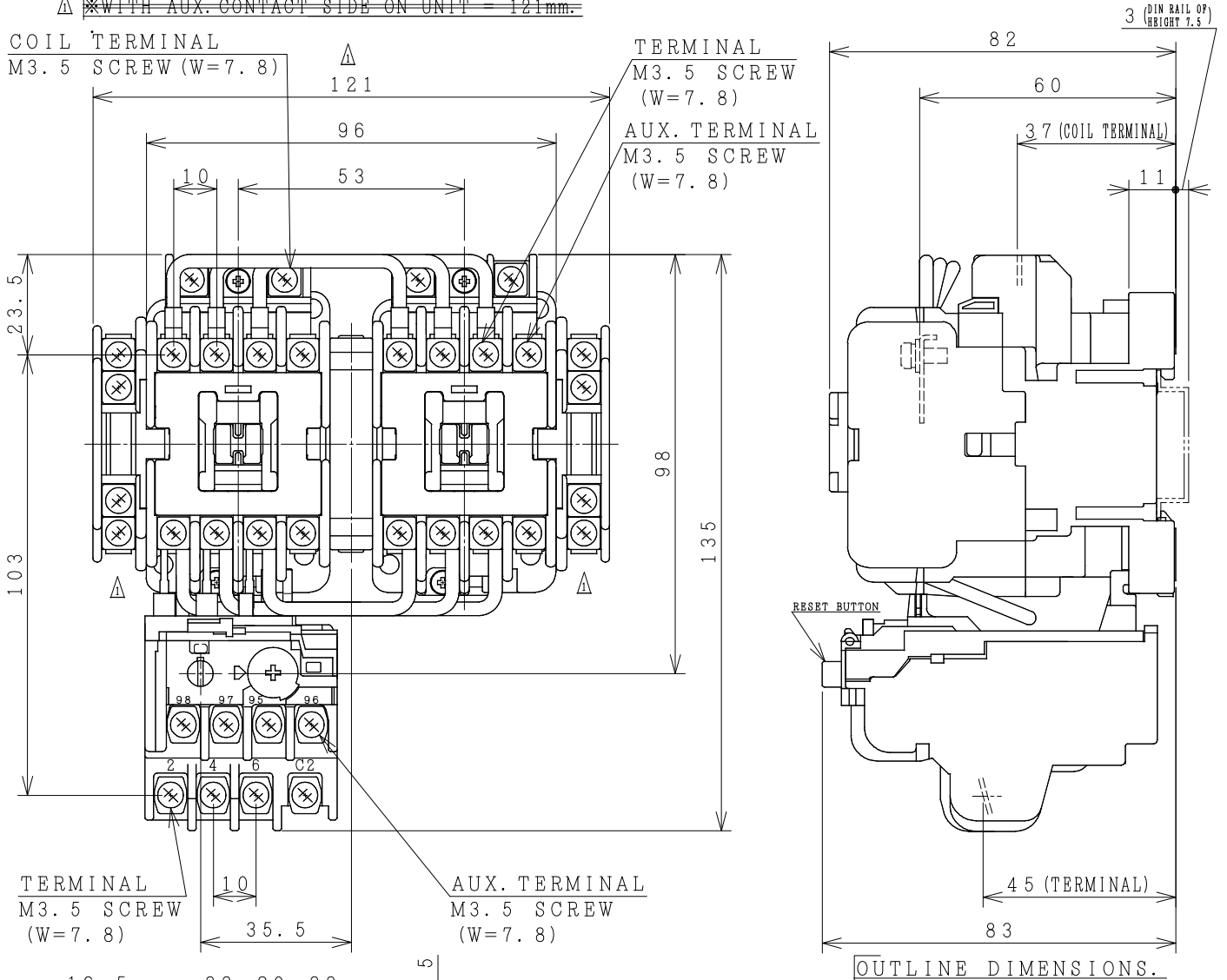
Type	Rated insulation voltage (Ui)	Max. rated capacity of motor			Rated thermal current (AC1 = Ith)	Applicable standard	Aux. Contact	Weight
HS10-RT	AC 690 V	240V	3.5kW	13A	20 A	IEC 60947-4-1	1a2b x2	0.86 kg
HS10-RTK		440V	5.5kW	12A				

△ ~~WITH AUX. CONTACT SIDE ON UNIT = 121mm.~~

COIL TERMINAL
M3.5 SCREW (W=7.8)

TERMINAL
M3.5 SCREW
(W=7.8)

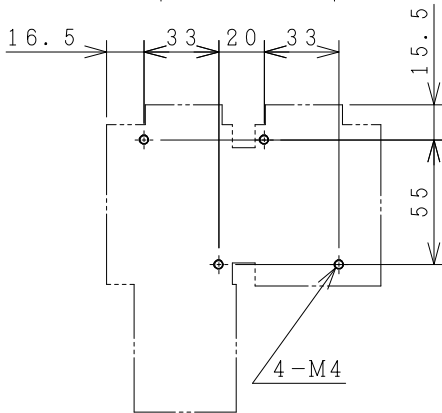
AUX. TERMINAL
M3.5 SCREW
(W=7.8)



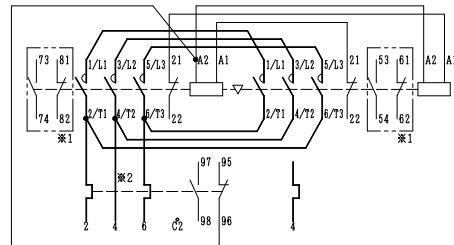
TERMINAL
M3.5 SCREW
(W=7.8)

AUX. TERMINAL
M3.5 SCREW
(W=7.8)

OUTLINE DIMENSIONS.



MOUNTING HOLES.



*1 IN CASE OF ADD AUX. CONTACT SIDE ON UNIT.
*2 IN CASE OF 2E THERMAL OVERLOAD RELAY.

CONTACTS ARRANGEMENT.

(W=) : WIDTH OF TERMINAL.

△ REMARK
- DIMENSION UNIT = Millimeter (mm).
- (a) = AUX. CONTACT NORMALLY OPENED.
- (b) = AUX. CONTACT NORMALLY CLOSED.

△ x5 12/06/17 S. CHAIAMPOL / C. Kiattisak / T. Yokiguchi

(Reference 43067256R06).

DWN.	O. SITTICHAJ	24/06/16	PROJECTION	TITLE
CHKD.	J. JANDER		SCALE	DIMENSION OF HS10-RT, RTK
	C. KIATTISAK		NTS.	
APPD.	T. SEKIGUCHI			HITT WORKS DWG. No.
HITACHI Hitachi Industrial Technology (Thailand), Ltd.				4HTN000787
				REV.
	01			
	SH.			
	01			
	01			