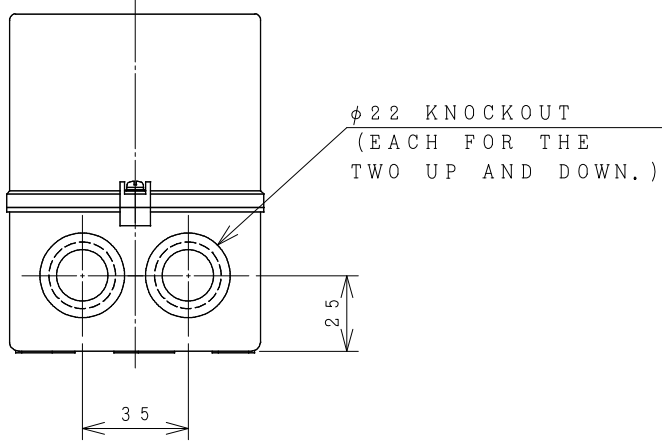
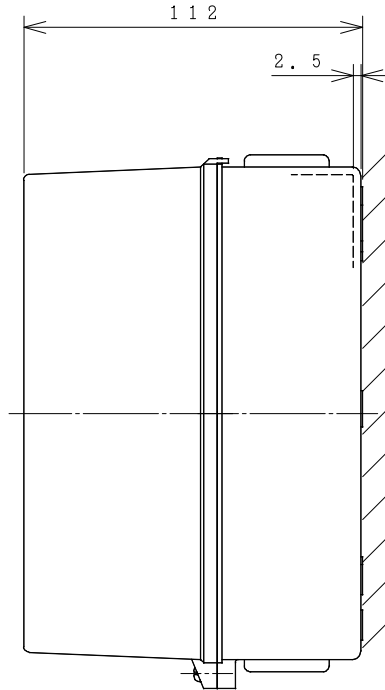
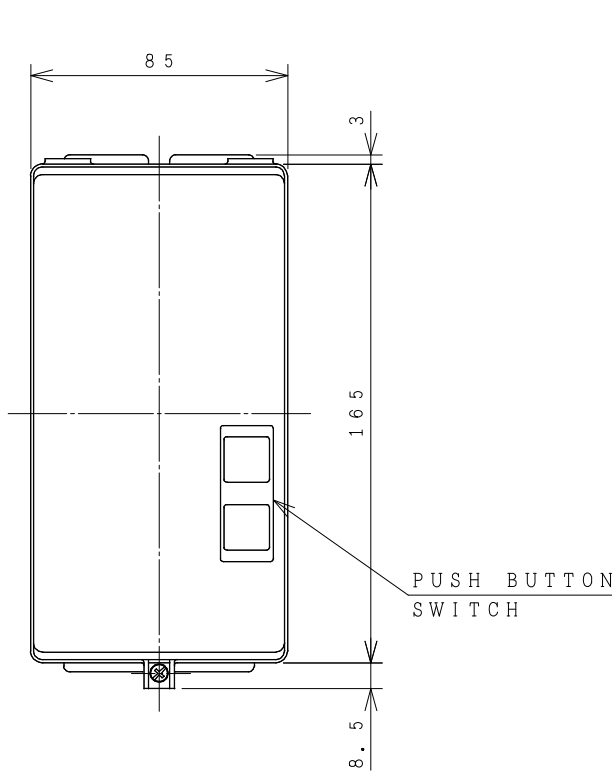
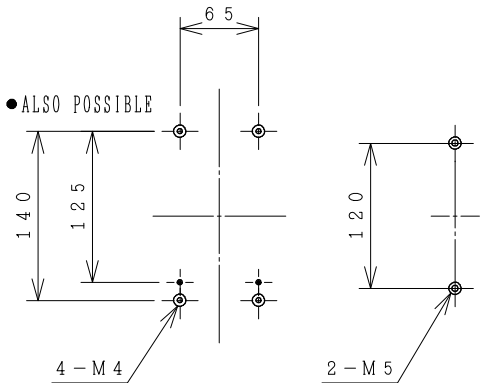
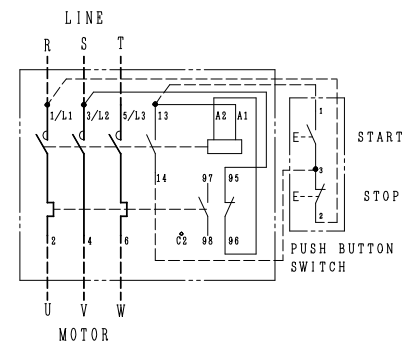


HITACHI ELECTROMAGNETIC SWITCH

Type	Rated insulation voltage (Ui)	Max. rated capacity of motor			Rated thermal current (AC1 = Ith)	Applicable standard	Aux. Contact	Weight
		240V	3.5kW	13A				
SHS10-TB	AC 690 V	440V	5.5kW	12A	15A A	IEC 60947-4-1	1a or 1b	0.8 kg



		TERMINAL SCREW	WIDTH OF TERMINAL
MAIN CIRCUIT	CONTACTOR	M3.5	7.8
	OVERLOAD RELAY	M3.5	7.8
OPERATION CIRCUIT	CONTACTOR	M3.5	7.8
	OVERLOAD RELAY	M3.5	7.8



(Reference 43068438R01).
 ※REMARK
 - DIMENSION UNIT = Millimeter (mm).
 - (a) = AUX. CONTACT NORMALLY OPENED.
 - (b) = AUX. CONTACT NORMALLY CLOSED.

DWN. O. SITTICHAJ	01/07/16	PROJECTION	TITLE
CHKD. <i>C. Kiatissak</i>		SCALE	DIMENSION OF SHS10-TB
APPD. <i>T. Kiatissak</i>		NTS.	
HITT WORKS DWG. No.			REV.
HITACHI Hitachi Industrial Technology (Thailand), Ltd.			00
			01
			01

MOUNTING HOLES.
 (CAN BE MOUNTED IN THE RIGHT DRAWING.)

4HTN000795