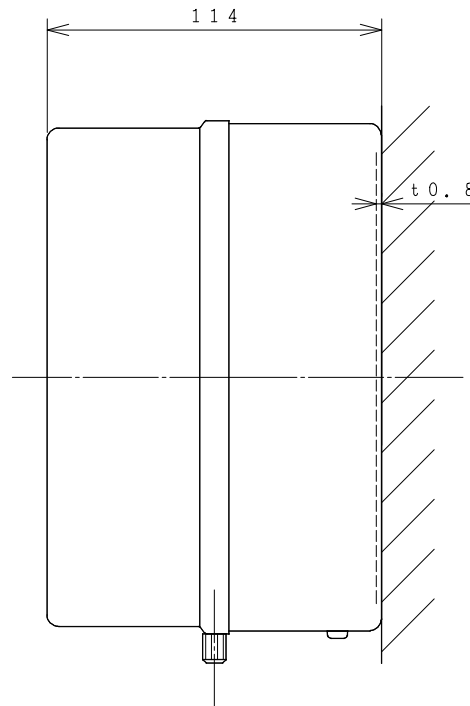
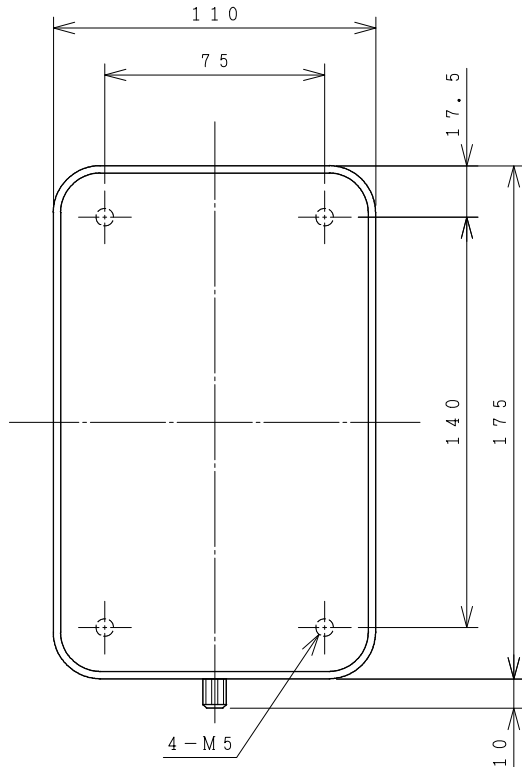
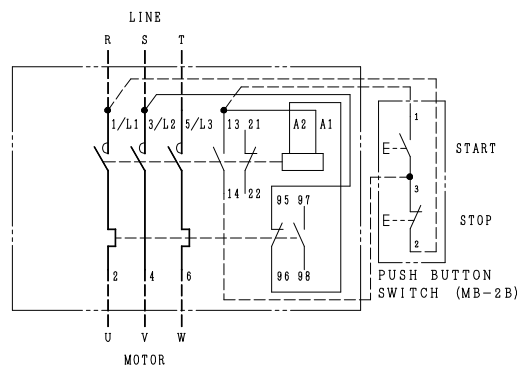
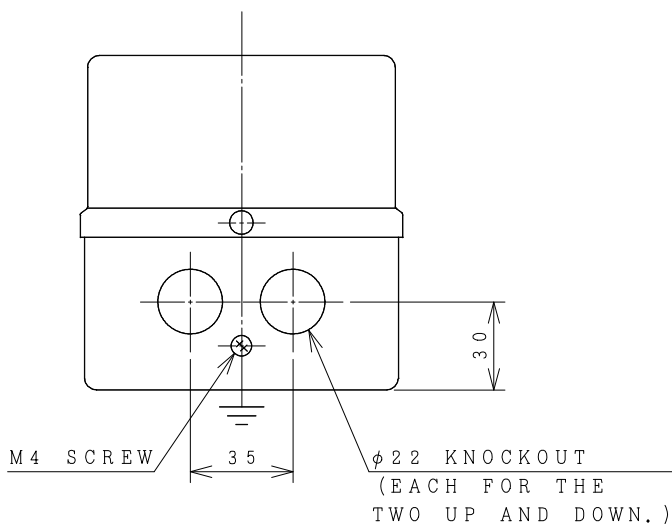


# HITACHI ELECTROMAGNETIC SWITCH

Type	Rated insulation voltage (Ui)	Max. rated capacity of motor			Rated thermal current (AC1 = Ith)	Applicable standard	Aux. Contact	Weight
		240V	5.5kW	22A				
SHS20-T	AC 690 V	440V	11kW	22A	26 A	IEC 60947-4-1	1a1b	1.4 kg
		240V	5.5kW	22A			or 2a2b	



OUTLINE DIMENSIONS.



CONTACTS ARRANGEMENT.

(Reference 43067528R01).

REMARK

- DIMENSION UNIT = Millimeter (mm).
- (a) = AUX. CONTACT NORMALLY OPENED.
- (b) = AUX. CONTACT NORMALLY CLOSED.

		TERMINAL SCREW	WIDTH OF TERMINAL
MAIN CIRCUIT	CONTACTOR	M4	10.5
	OVERLOAD RELAY	M4	9
OPERATION CIRCUIT	CONTACTOR	M3.5	7.8
	OVERLOAD RELAY	M3.5	7.8

DWN. Q. SITTICHAJ	06/07/16	PROJECTION	TITLE
CHKD. <i>Jan-a</i>	SCALE	NTS.	DIMENSION OF SHS20-T
APPD. <i>C. Kiattisak</i>			
HITACHI Hitachi Industrial Technology (Thailand), Ltd.			HITT WORKS DWG. No. 4HTN000805
			REV. 00 SH. 01 01