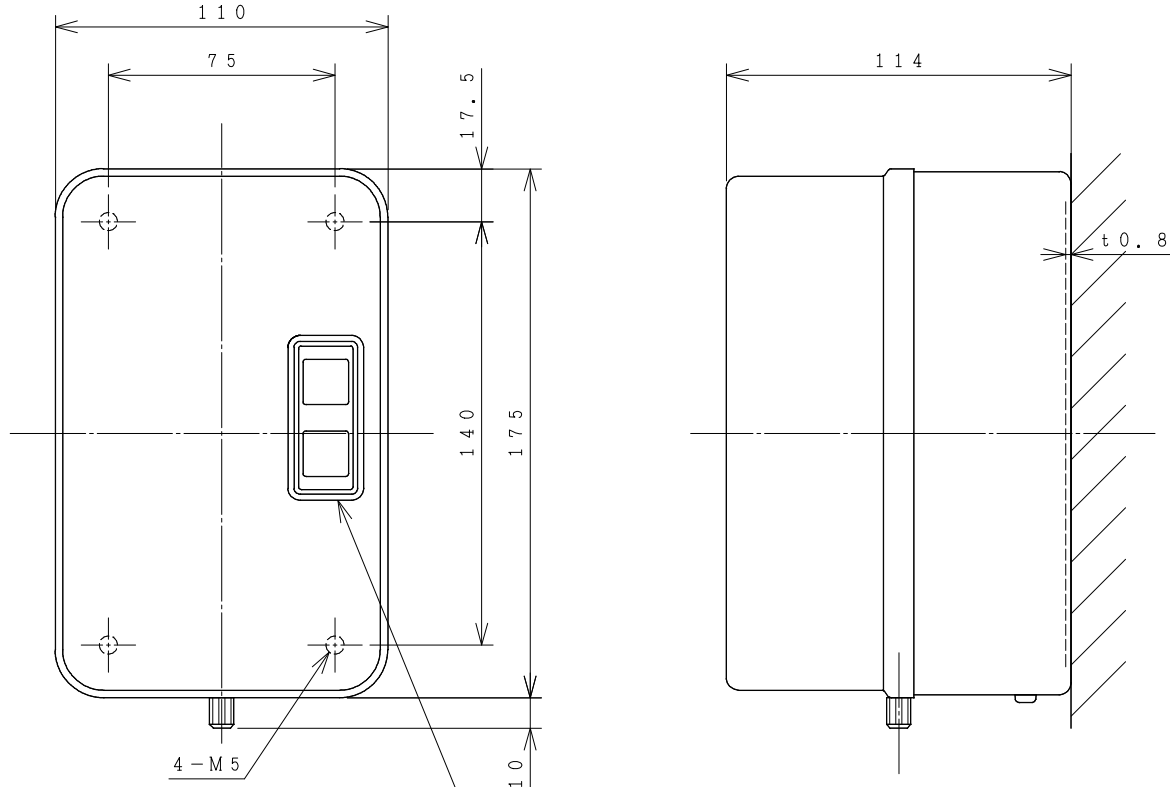


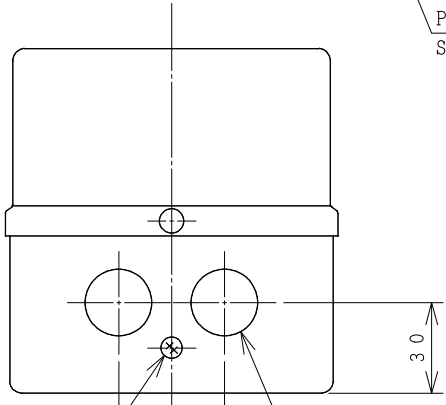
# HITACHI ELECTROMAGNETIC SWITCH

Type	Rated insulation voltage (Ui)	Max. rated capacity of motor			Rated thermal current (AC1 = Ith)	Applicable standard	Aux. Contact	Weight
		240V	5.5kW	22A				
SHS20-TB	AC 690	240V	5.5kW	22A	26 A	IEC 60947-4-1	1a1b or 2a2b	1.5 kg
	V	440V	11kW	22A				

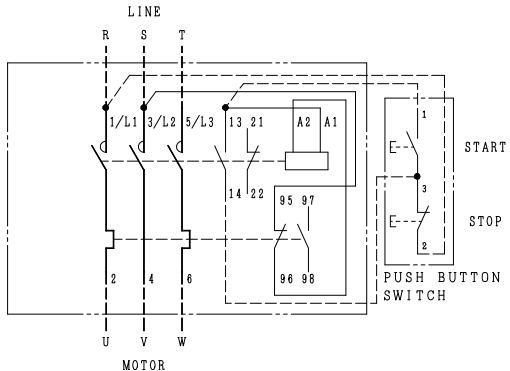


PUSH BUTTON SWITCH

OUTLINE DIMENSIONS.



M4 SCREW 35  $\phi$  22 KNOCKOUT (EACH FOR THE TWO UP AND DOWN.)



CONTACTS ARRANGEMENT.

(Reference 43068439R01).

- ※REMARK
- DIMENSION UNIT = Millimeter (mm).
- (a) = AUX. CONTACT NORMALLY OPENED.
- (b) = AUX. CONTACT NORMALLY CLOSED.

		TERMINAL SCREW	WIDTH OF TERMINAL
MAIN CIRCUIT	CONTACTOR	M4	10.5
	OVERLOAD RELAY	M4	9
OPERATION CIRCUIT	CONTACTOR	M3.5	7.8
	OVERLOAD RELAY	M3.5	7.8

DWN. O. SITTICHAJ	06/07/16	PROJECTION	TITLE
CHKD. <i>C. Kiatissak</i>		SCALE	DIMENSION OF SHS20-TB
APPD. <i>T. Kiatissak</i>		NTS.	
HITACHI Hitachi Industrial Technology (Thailand), Ltd.			HITT WORKS DWG. No. 4HTN000807
			REV. 00 SH. 01 01