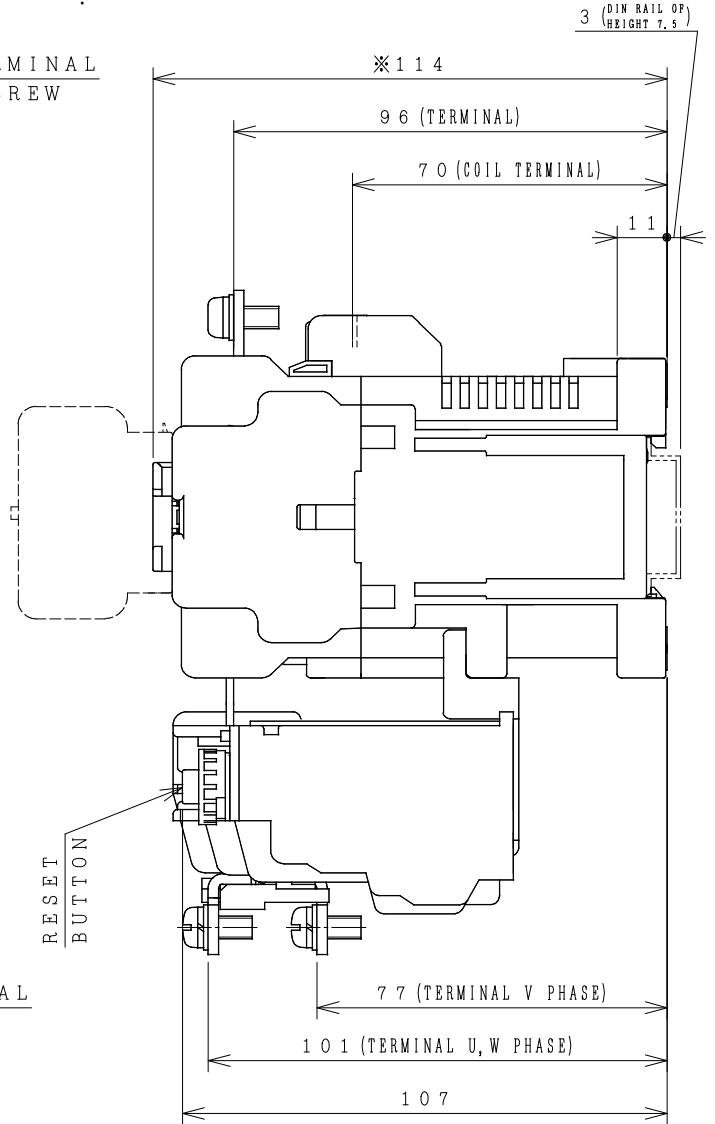
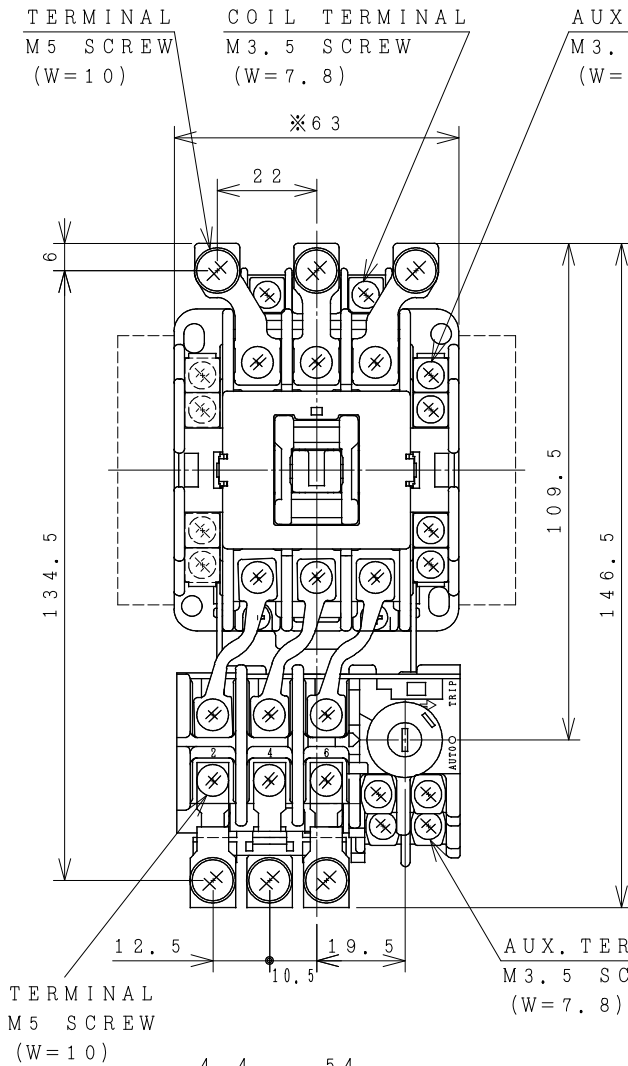


HITACHI ELECTROMAGNETIC SWITCH

Type	Rated insulation voltage (Ui)	Max. rated capacity of motor			Rated thermal current (AC1 = 1th)	Applicable standard	Aux. Contact	Weight
		240V	7.5kW	27A				
HS25-TG	AC 690 V	240V	7.5kW	27A	35 A	IEC 60947-4-1	1a1b or 2a2b	0.87 kg
HS25-TKG		440V	11kW	26A				

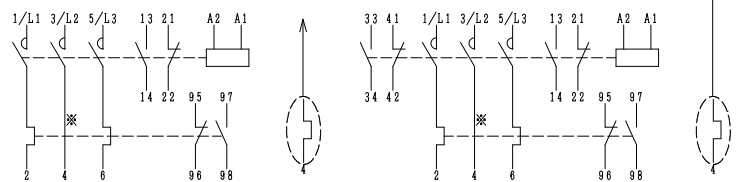
※WITH AUX. CONTACT SIDE ON UNIT = 88mm.

※WITH AUX. CONTACT HEAD ON UNIT = 145mm.



OUTLINE DIMENSIONS.

※IN CASE OF 2E THERMAL OVERLOAD RELAY.



AUX. CONTACTS: 1a1b

CONTACTS ARRANGEMENT.

(Reference 43068989R00).

MOUNTING HOLES.

54 x 56

54 x 60

ALSO POSSIBLE.

(W=) : WIDTH OF TERMINAL.

※REMARK

- DIMENSION UNIT = Millimeter (mm).

- (a) = AUX. CONTACT NORMALLY OPENED.

- (b) = AUX. CONTACT NORMALLY CLOSED.

DWN. O. SITTICHAJ 02/08/16	PROJECTION	TITLE
CHKD. <i>C. Kiattisak</i>	SCALE	DIMENSION OF HS25-TG, TKG
APPD. <i>T. Kijisudh</i>	NTS.	
HITACHI Hitachi Industrial Technology (Thailand), Ltd.		HITT WORKS DWG. No.
		4HTN000813
		REV.
		00
		SH.
		01
		01