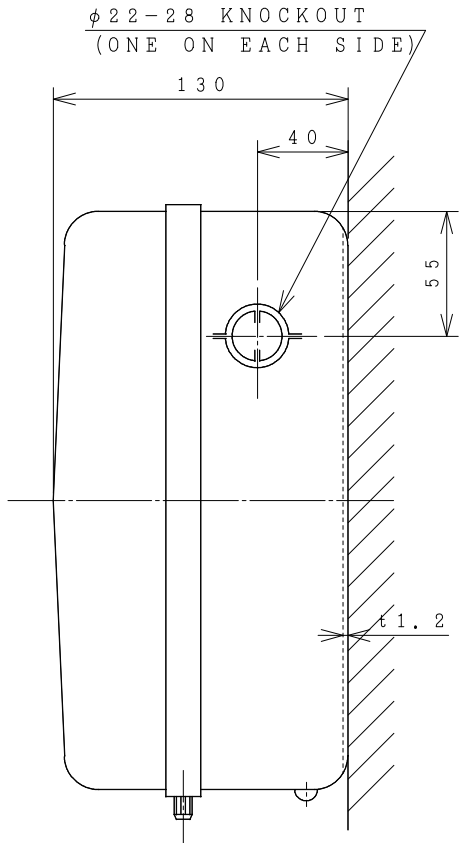
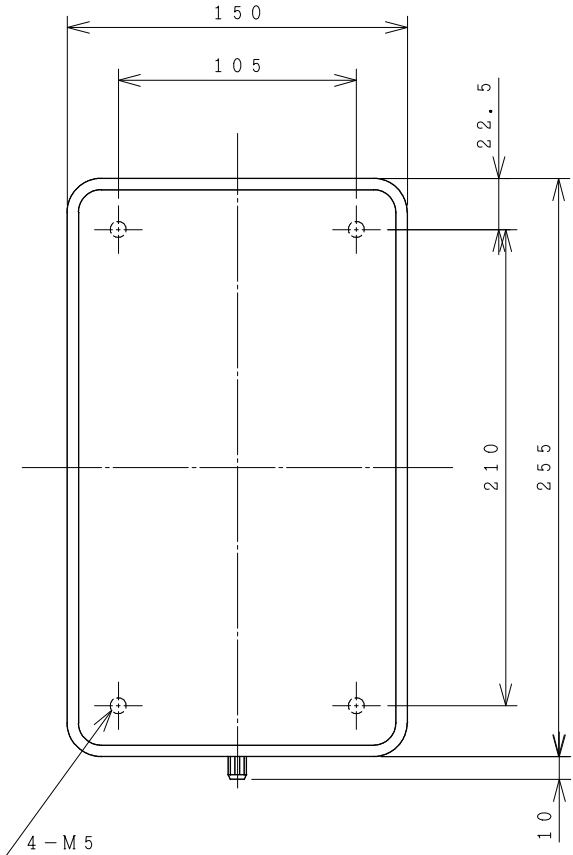
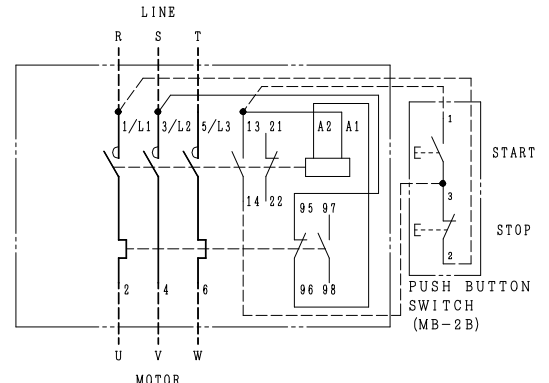
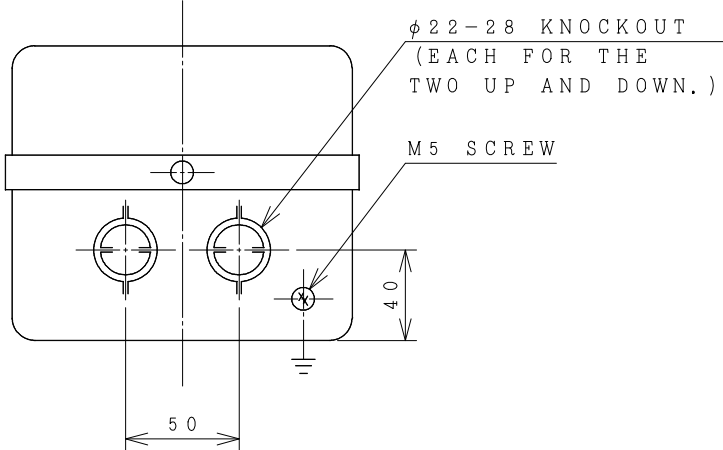


# HITACHI ELECTROMAGNETIC SWITCH

Type	Rated insulation voltage (Ui)	Max. rated capacity of motor			Rated thermal current (AC1 = Ith)	Applicable standard	Aux. Contact	Weight
		240V	7.5kW	27A				
SHS25-T	AC 690 V	440V	11kW	26A	35 A	IEC 60947-4-1	1a1b or 2a2b	2.6 kg
		240V	7.5kW	27A				



OUTLINE DIMENSIONS.



CONTACTS ARRANGEMENT.

(Reference 43067529R01).

- ※REMARK
- DIMENSION UNIT = Millimeter (mm).
- (a) = AUX. CONTACT NORMALLY OPENED.
- (b) = AUX. CONTACT NORMALLY CLOSED.

		TERMINAL SCREW	WIDTH OF TERMINAL
MAIN CIRCUIT	CONTACTOR	M5	10
	OVERLOAD RELAY	M5	10
OPERATION CIRCUIT	CONTACTOR	M3.5	7.8
	OVERLOAD RELAY	M3.5	7.8

DWN. O. SITTICHAJ 03/08/16	PROJECTION	TITLE
CHKD. <i>C. Kiatissak</i>	SCALE	DIMENSION OF SHS25-T
APPD. <i>T. Kiatissak</i>	NTS.	
HITACHI Hitachi Industrial Technology (Thailand), Ltd.		HITT WORKS DWG. No.
		4HTN000817
		REV.
		00
		SH.
		01
		01