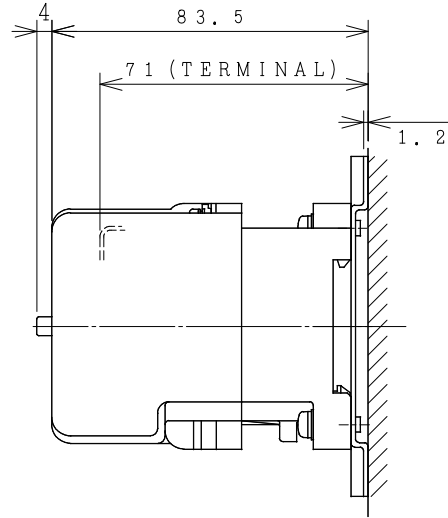
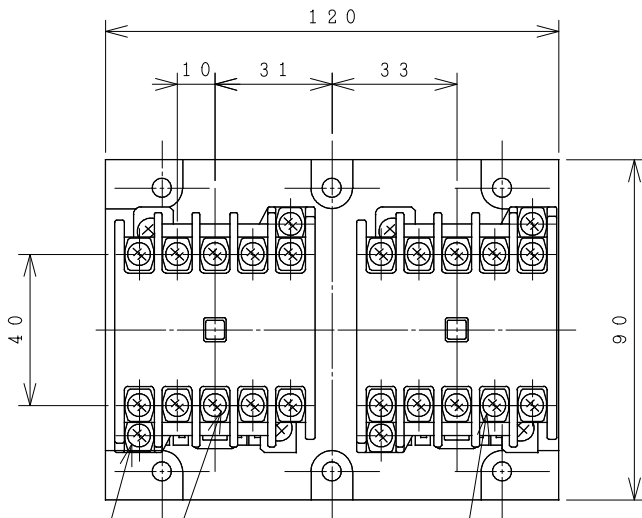


HITACHI ELECTROMAGNETIC CONTACTOR

Type	Rated insulation voltage (Ui)	Max. rated capacity of motor			Rated thermal current (AC1 = Ith)	Applicable standard	Aux. Contact	Weight
		240V	3kW	12A				
H11-R	AC 660 V	440V	4kW	9A	20 A	IEC 60947-4-1	1a1b x2	0.73 kg
							2a x2	

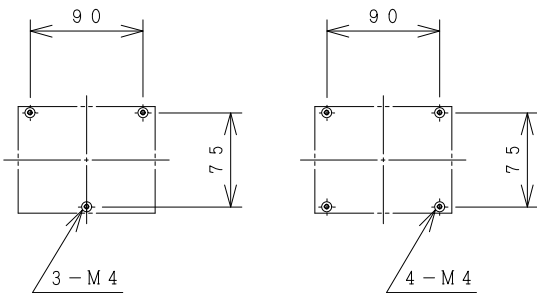


TERMINAL
M3.5 SCREW
(W=7.8)

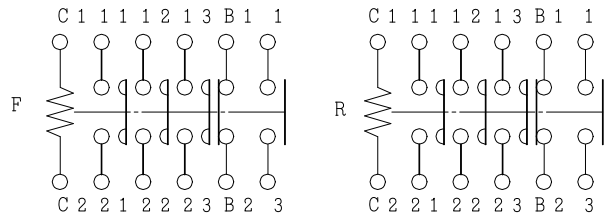
AUX. TERMINAL
M3.5 SCREW
(W=7.8)

OUTLINE DIMENSIONS.

COIL TERMINAL
M3.5 SCREW
(W=7.8)



MOUNTING HOLES.



1 a 1 b

CONTACTS ARRANGEMENT.

(Reference 43043212R01).

REMARK

- DIMENSION UNIT = Millimeter (mm).
- (a) = AUX. CONTACT NORMALLY OPENED.
- (b) = AUX. CONTACT NORMALLY CLOSED.

DWN.	C. JERRANAN	29/08/16	PROJECTION	TITLE
CHKD.	<i>C. Kiattisak</i>		SCALE	DIMENSION OF H11-R
APPD.	<i>T. Kijisudh</i>		NTS.	
<p>HITACHI Hitachi Industrial Technology (Thailand), Ltd.</p>				HITT WORKS DWG. No. 4HTN000846
				REV. 00 SH. 01 01

(W=) : WIDTH OF TERMINAL.