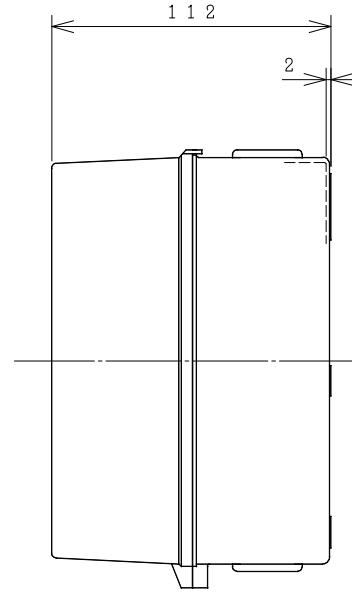
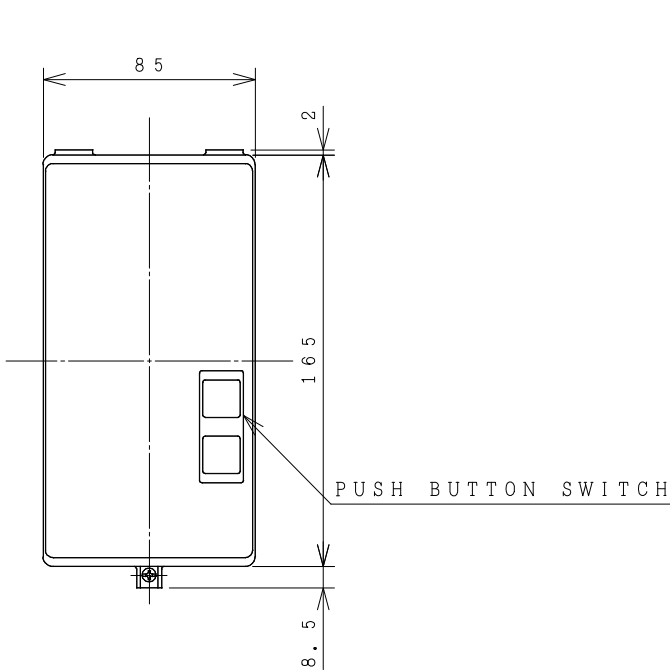
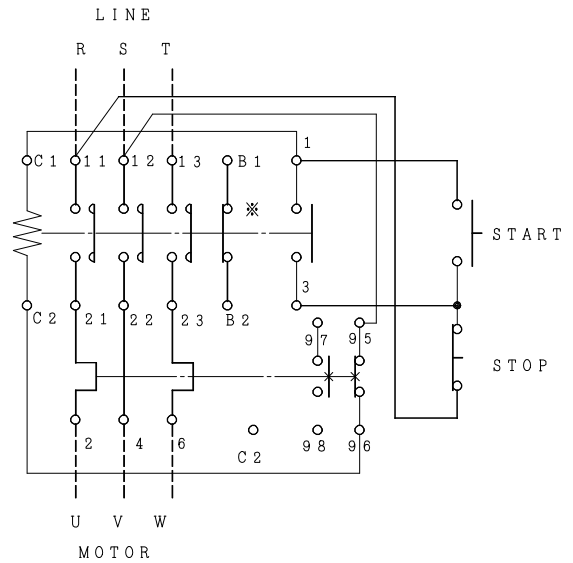
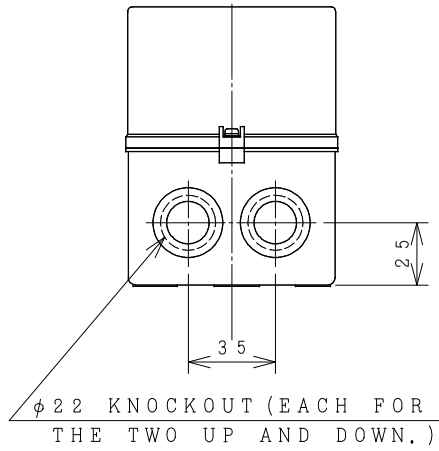


HITACHI ELECTROMAGNETIC SWITCH

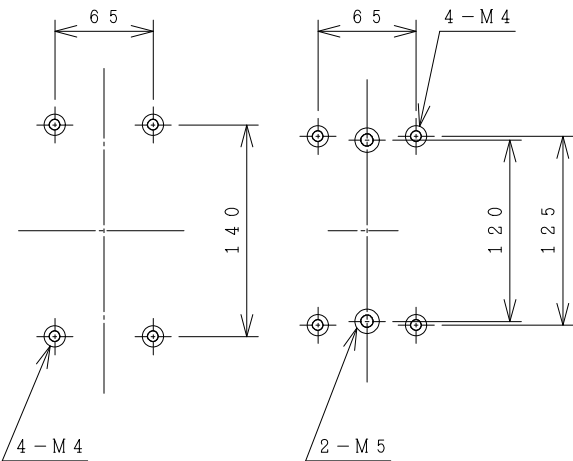
| Type | Rated insulation voltage (Ui) | Max. rated capacity of motor | | | Rated thermal current (AC1 = Ith) | Applicable standard | Aux. Contact | Weight |
|---------|-------------------------------|------------------------------|-----|-----|-----------------------------------|---------------------|------------------|------------|
| | | 240V | 3kW | 12A | | | | |
| SH11-TB | AC 660 V | 440V | 4kW | 9A | 15 A | IEC 60947-4-1 | 1a1b or 2a | 0.69 kg |
| | | | | | | | | |



OUTLINE DIMENSIONS.



CONTACTS ARRANGEMENT.



MOUNTING HOLES.
(CAN BE MOUNTED IN THE RIGHT DRAWING.)

(Reference 43046718R01).

REMARK

- DIMENSION UNIT = Millimeter (mm).
- (a) = AUX. CONTACT NORMALLY OPENED.
- (b) = AUX. CONTACT NORMALLY CLOSED.

| | | | | |
|---|---------------------|----------|------------|-------------------------|
| DWN. | C. JEBRANAN | 30/08/16 | PROJECTION | TITLE |
| CHKD. | <i>C. Kiattisak</i> | | SCALE | DIMENSION OF SH11-TB |
| APPD. | <i>T. Kijisudh</i> | | NTS. | |
| HITACHI Hitachi Industrial Technology (Thailand), Ltd. | | | | HITT WORKS DWG. No. |
| | | | | 4HTN000850 |
| | | | | REV. |
| | | | | 00 |
| | | | | SH. |
| | | | | 01 |
| | | | | 01 |