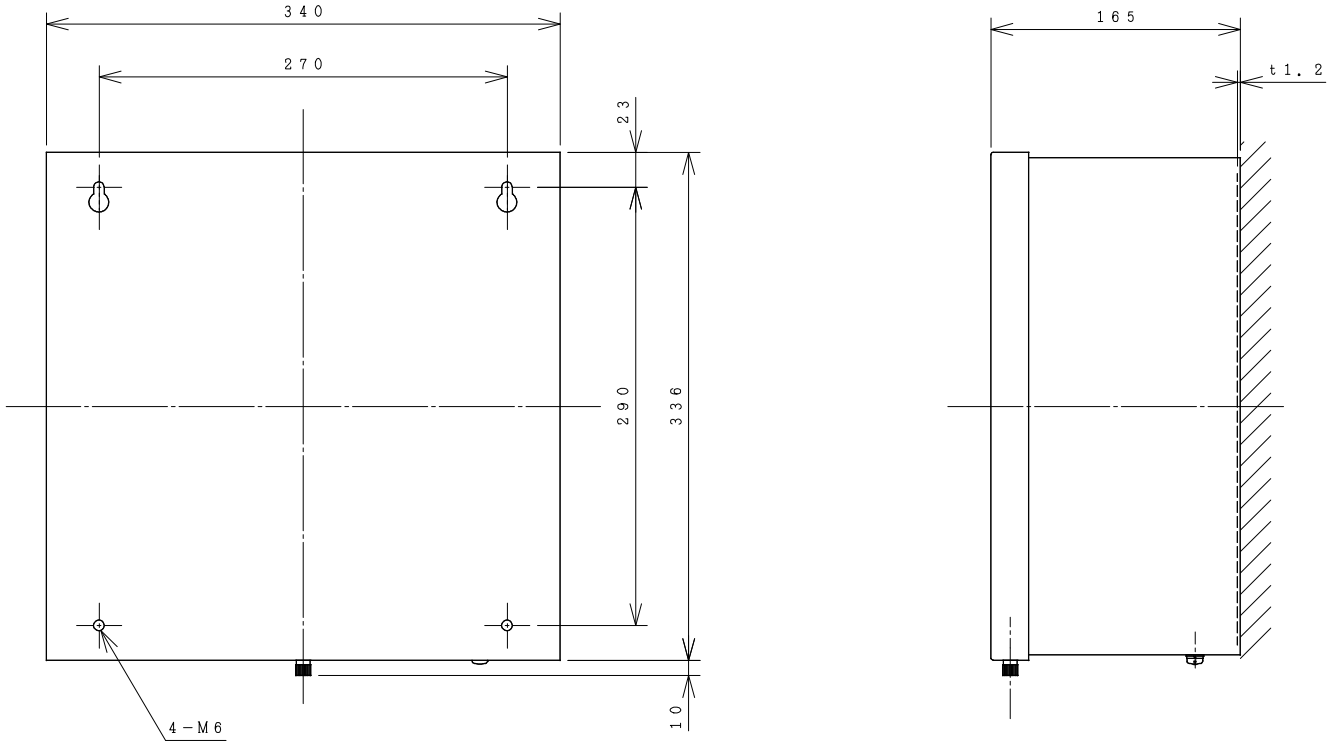
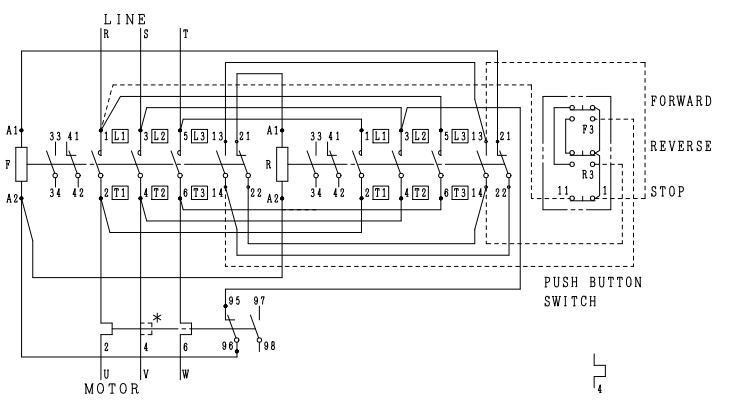
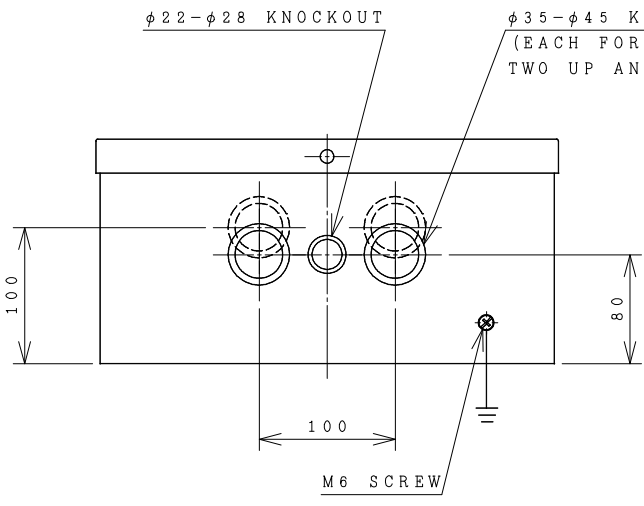


# HITACHI ELECTROMAGNETIC SWITCH

Type	Rated insulation voltage (Ui)	Max. rated capacity of motor			Rated thermal current (AC1 = I <sub>th</sub> )	Applicable standard	Aux. Contact	Weight
SH65C-RT	AC 660 V	240V	18.5kW	65A	65 A	IEC 60947-4-1	(2a2b) x2	8.5 kg
SH65C-RTK		440V	30kW	65A				



OUTLINE DIMENSIONS.



CONTACTS ARRANGEMENT.

		TERMINAL SCREW	WIDTH OF TERMINAL
MAIN CIRCUIT	CONTACTOR	M6	16.5
	OVERLOAD RELAY	M6	16.5
OPERATION CIRCUIT	CONTACTOR	M3.5	7.8
	OVERLOAD RELAY	M3.5	7.8

(Reference 43058715R01).  
 \*REMARK  
 - DIMENSION UNIT = Millimeter (mm.).  
 - (a) = AUX. CONTACT NORMALLY OPENED.  
 - (b) = AUX. CONTACT NORMALLY CLOSED.

DWN. S. CHAIAMPOL	09/08/16	PROJECTION	TITLE
CHKD. <i>Janaka</i>	S	SCALE NTS.	DIMENSION OF SH65C-RT, RTK
APPD. <i>C. Kiattisak</i>			
HITT WORKS DWG. No.			REV.
<b>HITACHI</b> Hitachi Industrial Technology (Thailand), Ltd.			00
			01
			01
			01

4HTN000862