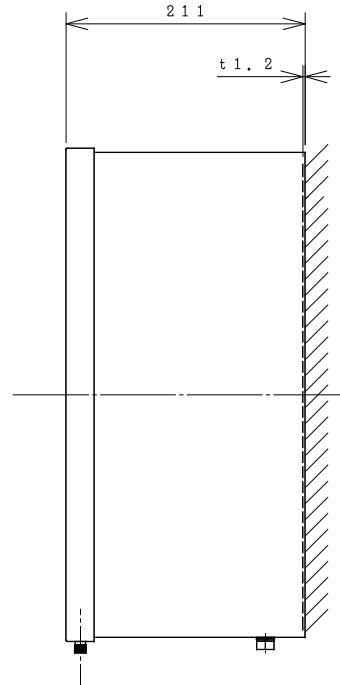
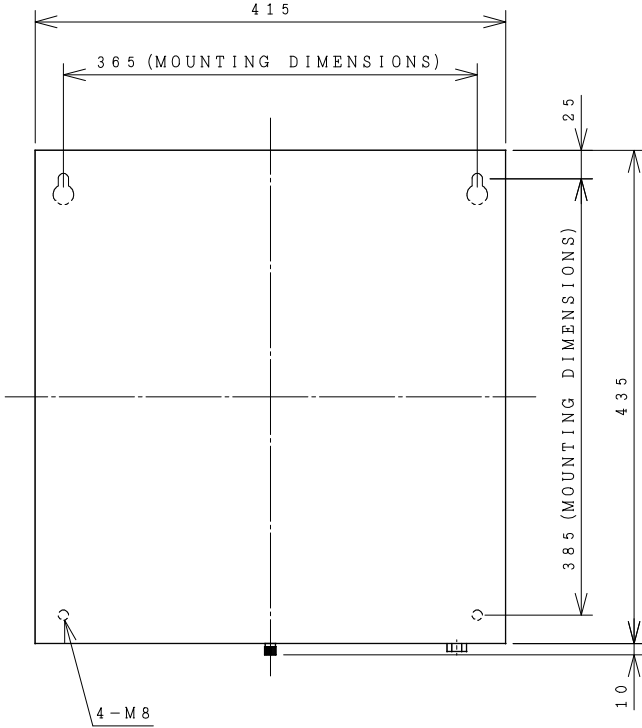
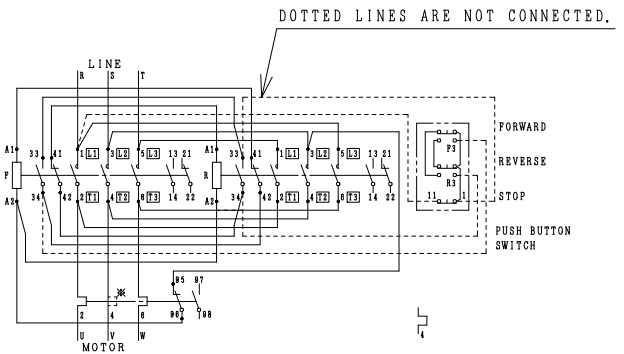
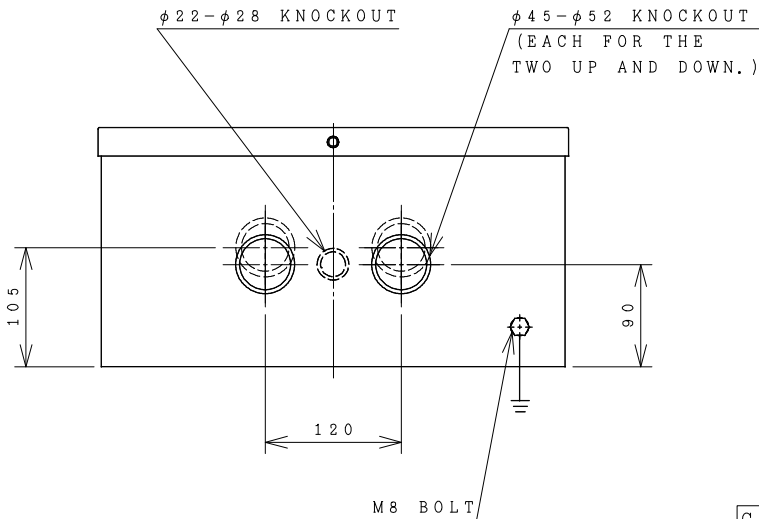


HITACHI ELECTROMAGNETIC SWITCH

Type	Rated insulation voltage (Ui)	Max. rated capacity of motor			Rated thermal current (AC1 = Ith)	Applicable standard	Aux. Contact	Weight
		240V	30kW	105A				
SH100C-RT	AC 660 V	240V	30kW	105A	100 A	IEC 60947-4-1	(2a2b) x 2	13 kg
SH100C-RTK		440V	50kW	100A				



OUTLINE DIMENSIONS.



CONTACTS ARRANGEMENT.

		TERMINAL SCREW	WIDTH OF TERMINAL
MAIN CIRCUIT	CONTACTOR	M8	22
	OVERLOAD RELAY	M8	27
OPERATION CIRCUIT	CONTACTOR	M3.5	7.8
	OVERLOAD RELAY	M3.5	7.8

(Reference 43064010R01).

※REMARK

- DIMENSION UNIT = Millimeter (mm.)
- (a) = AUX. CONTACT NORMALLY OPENED.
- (b) = AUX. CONTACT NORMALLY CLOSED.

DWN. S. CHAIAMPOL	20/08/16	PROJECTION	TITLE
CHKD. <i>Jan-a</i>	S	SCALE NTS.	DIMENSION OF SH100C-RT, RTK
APPD. <i>C.Kiatissak</i>			
HITT WORKS DWG. No.			REV.
HITACHI Hitachi Industrial Technology (Thailand), Ltd.			00
			01
			01
			01