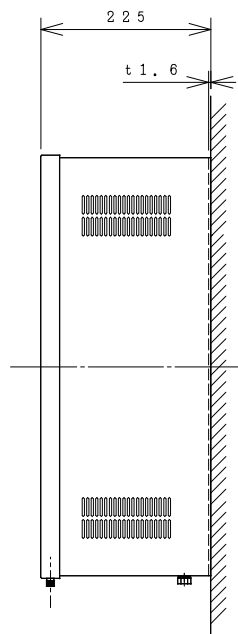
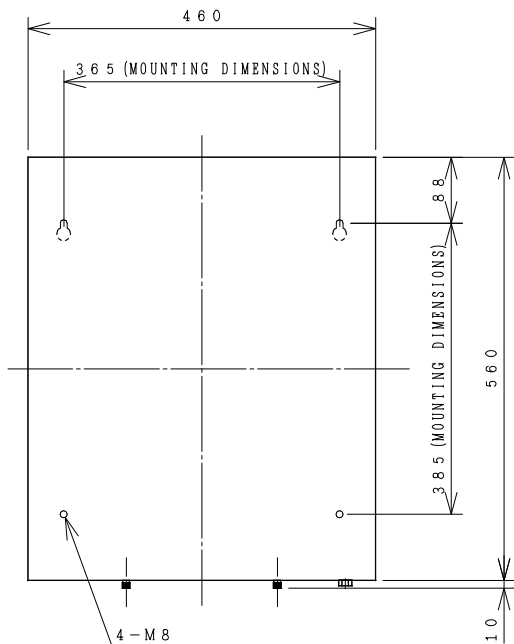
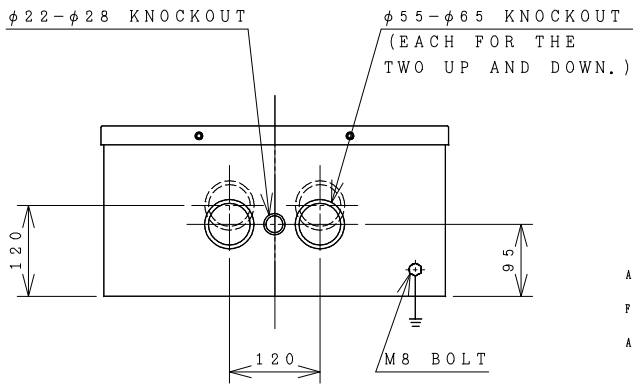


HITACHI ELECTROMAGNETIC SWITCH

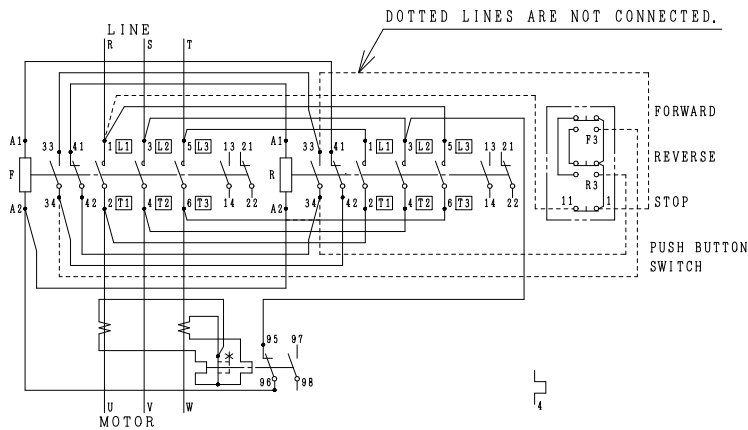
Type	Rated insulation voltage (Ui)	Max. rated capacity of motor			Rated thermal current (AC1 = Ith)	Applicable standard	Aux. Contact	Weight
		240V	75kW	240A				
SH250C-RT	AC 660 V	240V	75kW	240A	240 A	IEC 60947-4-1	(2a2b) x 2	29 kg
SH250C-RTK		440V	120kW	240A				



OUTLINE DIMENSIONS.



MOUNTING HOLES.



CONTACTS ARRANGEMENT.

		TERMINAL SCREW	WIDTH OF TERMINAL
MAIN CIRCUIT	CONTACTOR	M10	37
	OVERLOAD RELAY	M10	37
OPERATION CIRCUIT	CONTACTOR	M3, 5	7, 8
	OVERLOAD RELAY	M3, 5	7, 8

REMARK

- DIMENSION UNIT = Millimeter (mm.).
- (a) = AUX. CONTACT NORMALLY OPENED.
- (b) = AUX. CONTACT NORMALLY CLOSED.

(Reference 43064014R01).

DWN. S. CHAIAMPOL	29/08/16	PROJECTION	TITLE
CHKD. <i>Jan-a</i>	S	SCALE NTS.	DIMENSION OF SH250C-RT, RTK
APPD. <i>C. Kiattisak</i>			
HITT WORKS DWG. No.			REV.
HITACHI Hitachi Industrial Technology (Thailand), Ltd.			00
			01
			01
			01

4HTN000919